

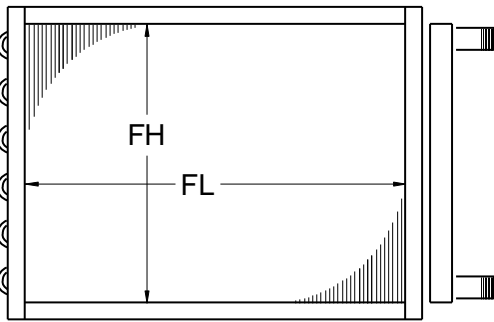
QUICK COIL QUOTE SHEET

Contact Information		Project Information	
Name:		Project Name:	
Company:		Unit Number:	
Tel:		Unit Location:	
Fax or Email:		Notes:	

1. Choose a coil type and quantity required:

QTY.	COIL TYPE		
	<input type="checkbox"/> Chilled Water	<input type="checkbox"/> Steam – Non-Freeze	<input type="checkbox"/> DX (Direct Expansion)
	<input type="checkbox"/> Hot Water	<input type="checkbox"/> Steam – Standard	<input type="checkbox"/> Condenser/Heat Reclaim

2. Measure Finned Height (FH) and Finned Length (FL); Count Fins per Inch (fin spacing):



Finned Height is measured in the direction of the fins, between the sheet metal casing (if there is one). If possible, also count the number of tubes high and the center-to-center distance between each tube.

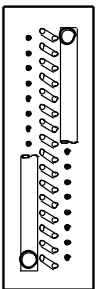
Finned Length is measured in the direction of the tubes, across the fins, between the sheet metal tubesheets.

Fin Spacing is the number of fins per inch. Most HVAC coils have between 4 and 16 fins per inch.

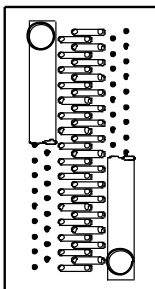
3. Count Number of Rows Deep and Tube Diameter:

Note: A row is each line of tubes that the air crosses as it passes through the coil.

4-ROW



8-ROW



The samples shown to the left can be used to assist in determining the number of rows deep. In most cases, the rows are staggered, so count the low rows and the high rows including the rows that are connected to the headers. Typical row counts and tube diameters are as follows (the most common tubes sizes are shown in bold):

Coil Type	Rows Deep	Tube Diameter (OD)
Chilled Water Coils	4 thru 12 rows	5/8" , 1/2", or 3/8"
Hot Water Coils	1 thru 4 rows	5/8" , 1/2", or 3/8"
Steam Coils	1 or 2 rows	1" or 5/8"
DX Coils	2 thru 8 rows	5/8", 1/2" , or 3/8"

Finned Height (FH)	Finned Length (FL)	Fin Spacing (FPI)	Rows Deep	Tube Diameter (OD)

If necessary, use a separate sheet of paper to sketch the coil. Mainstream has many standard drawings for different types of coils, which can be provided upon request. Also, note if any non-standard materials or features are required. The standard materials used to manufacture coils for HVAC applications are as follows:

Tubes: Copper	Connections: Copper, Male Pipe Thread
Fins: Aluminum Waffle Plate	Casing: Galvanized Steel, 16 gauge